



HUCHINBELT



PVC,PU Profiles

Shanghai Huchin Industrial Co.,Ltd

URL: <http://www.conveyorbelt.top>

Welcome you email to info@conveyorbelt.top to access more information!

➤ Guide Instruction:

HuChinBelt guides are highly resistant to oil and fats, because they are produced from very special quality flexible and tear resistant materials. These guides can be welded on both sides of belts. M type guides are recommended to be welded on the belt as chevron cleats.

Guides parameters:




Type	Code	Shore A	Dimensions		Color	Pulley diameter(mm)	
			W Width (mm)	H Height (mm)		Top surface	Bottom surface
	M4	75~80	4	2.5	Green/ white/ blue /clear	30	20
	M5		5	3		40	30
	M6		6	4		50	40
	M8		8	5		60	50
	M10		10	6		80	70
	M13		13	8		100	90
	M17		17	11		120	100
	M22		22	14		180	150
	M25		25	20		220	190
	M30		30	18		250	220
	K10	75~80	10	6	Green/ white/ blue /clear	60	60
	K13		13	8		70	70
	K17		17	11		90	90
	R6	75~80	6	6	Green/ white/ blue /clear	50	105
	R8		8	8		60	110
	R10		10	10		70	115
	R12		12	12		80	120
	R16		16.5	11.5		90	125
	R18		18	18		100	130
	R20		20	20		110	135
	R22		22	22		120	140
	R25		25	25		130	150
	C6	75~80	6	3	Green/ white/ blue /clear	40	25
	C7		7	5		41	26
	C8		8	4		45	50


More types can be customized according to buyer's drawing or sample.

➤ **Cleats Instruction:**

T,C,or TC cleats are welded on the top surface of the belts to transfer non-sticking or powder shaped goods at angled conveying applications.HuChinBelt cleats are made of PU or PVC material and resistant to oil and fats.These profiles are mainly in white,petrol green,apple green and blue colors.Special color and shape profiles are available upon request.

Standard cleats parameters:

Type	Code	Shore A	Dimensions		Color	Pulley diameter(mm)
			W Width (mm)	H Height (mm)		
 Type T Straight Cleat	T10	75~80	10	10	Green/ White/ Blue	60
	T20		20	20		90
	T30		25	30		120
	T40		25	40		120
	T50		25	50		120
	T60		40	60		150
	T70		50	70		170
	T80		50	80		180
 Type C Inclined Cleat	C20		20	20		80
	C30		25	30		80
	C40		25	40		120
	C50		25	50		120
	C60		40	60		150
	C70		50	70		180
	C80		50	80		200
	 Type TC Angled Cleat		TC30	25		30
TC40		30	40	120		
TC50		30	50	120		
TC60		35	60	150		
TC70		40	70	180		
TC80		43	80	200		




➤ Sidewalls Instruction:

Corrugated pvc sidewall is suitable on most light /medium duty conveying and elevating applications including swan neck elevators.

Corrugated sidewall fitted to belts prevents spillage/loss of product and can provide an increased capacity when materials are required for elevation at a short distance.

Sidewalls parameters:

Type	Code	Dimensions				Pulley Diameter(mm)	
		Height (mm)	Wall Width (mm)	Wall Pitch (mm)	Weight (g/mt)	Sidewall	Sidewall + Cleats
	W20	20	50	55	190	60	100
	W30	30			260	80	100
	W40	40			330	100	100
	W60	60			510	100	125
	W90	90			650	150	150
Remark	Shore A: 60 Color: White / Green						

Detailed drawing:



THANK YOU!